

Welcome to the International School Almere

Introduction to the Diploma Programme



Objectives

1. Nature of the IB education
2. Why the Diploma Programme
3. IB Learner profile
4. ATL Skills
5. The six academic subjects
6. The Programme Core
7. Successful completion
8. Assessment in the DP
9. Guidance to university application
10. Practical information
11. Final note



Admission

Specific entry requirements:

A student can only be admitted to a Dutch International School if he/she/they complies with at least **one of the following three conditions**:

- The student has a **non-Dutch** nationality (or: also a non-Dutch nationality) and has a **parent that is working in The Netherlands** (or in a Dutch border region) for a **limited time****.
- The student has the **Dutch nationality** and **has lived and gone to school abroad for at least two years** because a parent was stationed abroad.
- The student has the **Dutch nationality** and has a **parent** (with whom the student will be living) **that will be stationed abroad within two years and for at least two years****.

**This is to be proven by a written statement of the parent's employer.

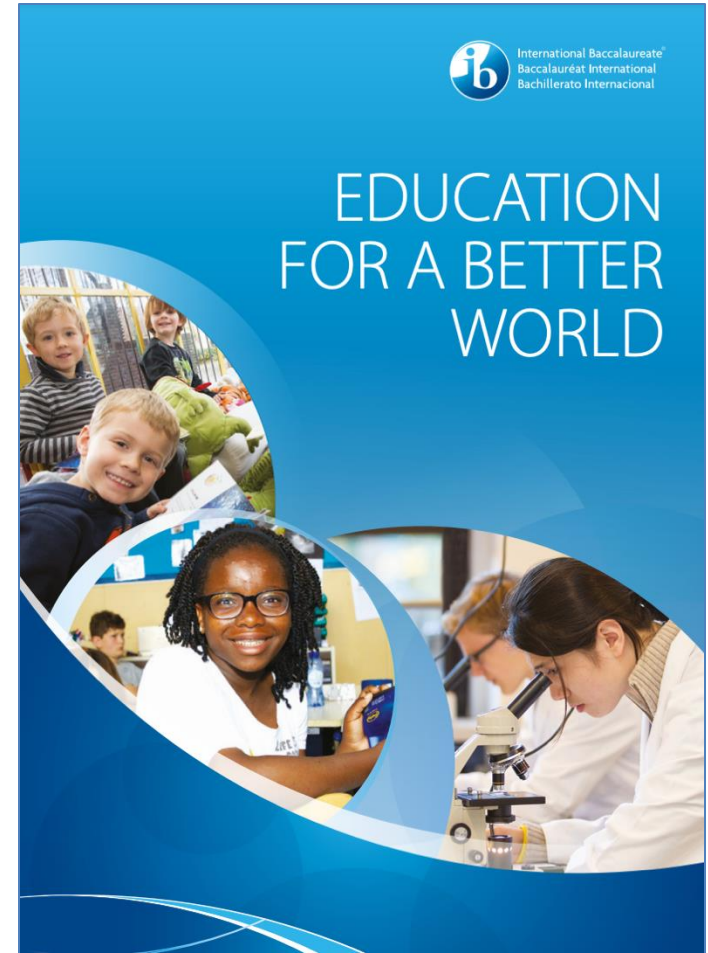


1. Nature of the IB Education

The International Baccalaureate (IB) develops people who help to create a **better and more peaceful world** through education that builds **intercultural understanding and respect**.

- A. Create global citizenship
- B. Create a more sustainable and peaceful world

What is an IB education?

<https://www.youtube.com/watch?v=9LuuJa3t-m8&t=152s>



2. Why Diploma Programme

- Natural continuation of MYP
- Universities recognize it and give credit for it
- It is an international qualification
- It offers academic breadth and depth
- It creates independent learners
- Students learn time management
- Students are encouraged to develop critical thinking

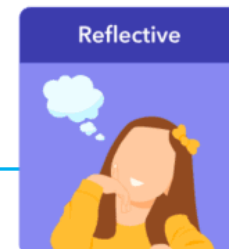









2. The Diploma Programme Model



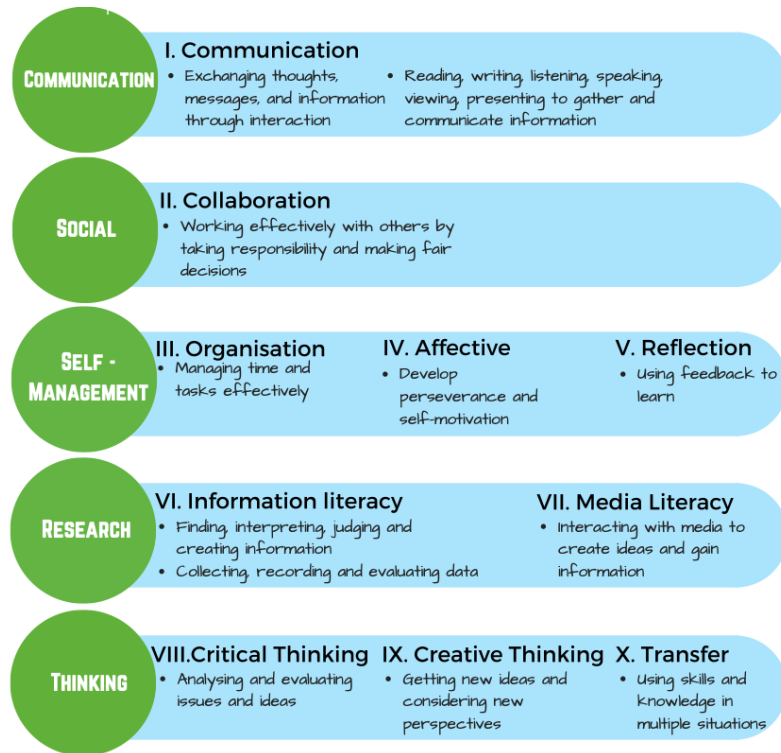
3. IB Learner profile

The Learner Profile is a list of characteristics students should keep trying to develop as they move through your life at high school.

- Knowledgeable
- Thinkers
- Communicators
- Reflective
- Risk takers
- Caring
- Open minded
- Balanced
- Principled
- Inquirers



4. ATL Skills



Approaches to learning (ATL) are skills designed to enable students in the IB Middle Years Programme (MYP) to **“learn how to learn.”**

Implementation would see ATLs implicitly and explicitly embedded into day-to-day learning experiences, so that students have opportunities to practice and incrementally develop a range of ATL skills.

5. The Six Academic subject

Three subject taken at higher level (HL)

AND

Three subjects taken at standard level (SL)

One subject of each group

OR

One subject from each of the first five groups and one 'free' choice from one of these groups

Group 1: Studies in Language and Literature (Language A)

- Dutch A – Language and Literature course SL/HL
- English A – Language and Literature course SL/HL
- School supported self-taught language – Literature course – at SL only

Group 2: Language acquisition(Language B)

- Dutch B – Language acquisition course SL/HL
- French B – Language acquisition course SL/HL (only if sufficient number of students choose the course)
- Dutch ab initio – SL only
- Spanish B - Language acquisition SL/SH (only if sufficient number of students choose the course)

Group 3: Individuals and society

- History – SL/HL
- Business Management – SL/HL
- Economics – SL/HL
- Environmental systems and societies – SL/HL (interdisciplinary subject)
- Global Politics – SL/HL

Group 4: Experimental Sciences

- Physics – SL/HL
- Chemistry – SL/HL
- Biology – SL/HL
- Environmental systems and societies – SL/HL (interdisciplinary subject)
- Design technology – SL/HL

Group 5: Mathematics

- Analysis and Approaches (AA) – SL/HL
- Applications and Interpretations (AI) – SL/HL

Group 6: Arts

Visual Arts – SL/HL

Music – SL/HL (only if sufficient number of students choose it)

6. The Programme Core

- **The extended essay (EE)**

An independent, self-directed piece of research, culminating in a 4000-word paper, that gives students the opportunity to investigate a topic of personal interest related to one of their IB Diploma subjects. It develops essential skills in research, critical thinking, and academic writing.

- **Theory of Knowledge (TOK)**

This course challenges students to reflect on the nature of knowledge, how we know what we claim to know, and the strengths and limitations of knowing. It develops critical thinking by encouraging students to make connections across disciplines and consider real-world implications of knowledge.

- **Creativity Activity and Service (CAS)**

Students engage in experiences beyond the classroom to foster personal growth, collaboration, and community engagement. Through a balance of creative pursuits, physical activities, and service projects, students develop skills, reflect on their learning, and embody the IB learner profile.

7. Successful completion

Failing conditions:

- CAS requirements have not been met
- Candidate's total points are fewer than 24
- An *N* has been awarded for theory of knowledge, extended essay or for a contributing subject
- A grade E has been awarded for one or both of theory of knowledge and the extended essay
- There is a grade 1 awarded in a subject/level
- There is a grade 2 awarded three or more times (HL or SL)
- There is a grade 3 or below has been awarded four or more times (HL or SL)
- The candidate has gained fewer than 12 points on HL subjects
- The candidate has gained fewer than 9 points on SL subjects.

8. Assessments in the DP

Internal assessments

- Teacher-marked coursework, oral work, projects, investigations.

External assessments

- Final written exams and some externally marked coursework.

For each subject, students receive a grade on a scale of 1 (lowest) to 7 (highest) reflecting both knowledge and skills such as analysis, critical thinking, and research, ensuring a balanced evaluation of achievement.



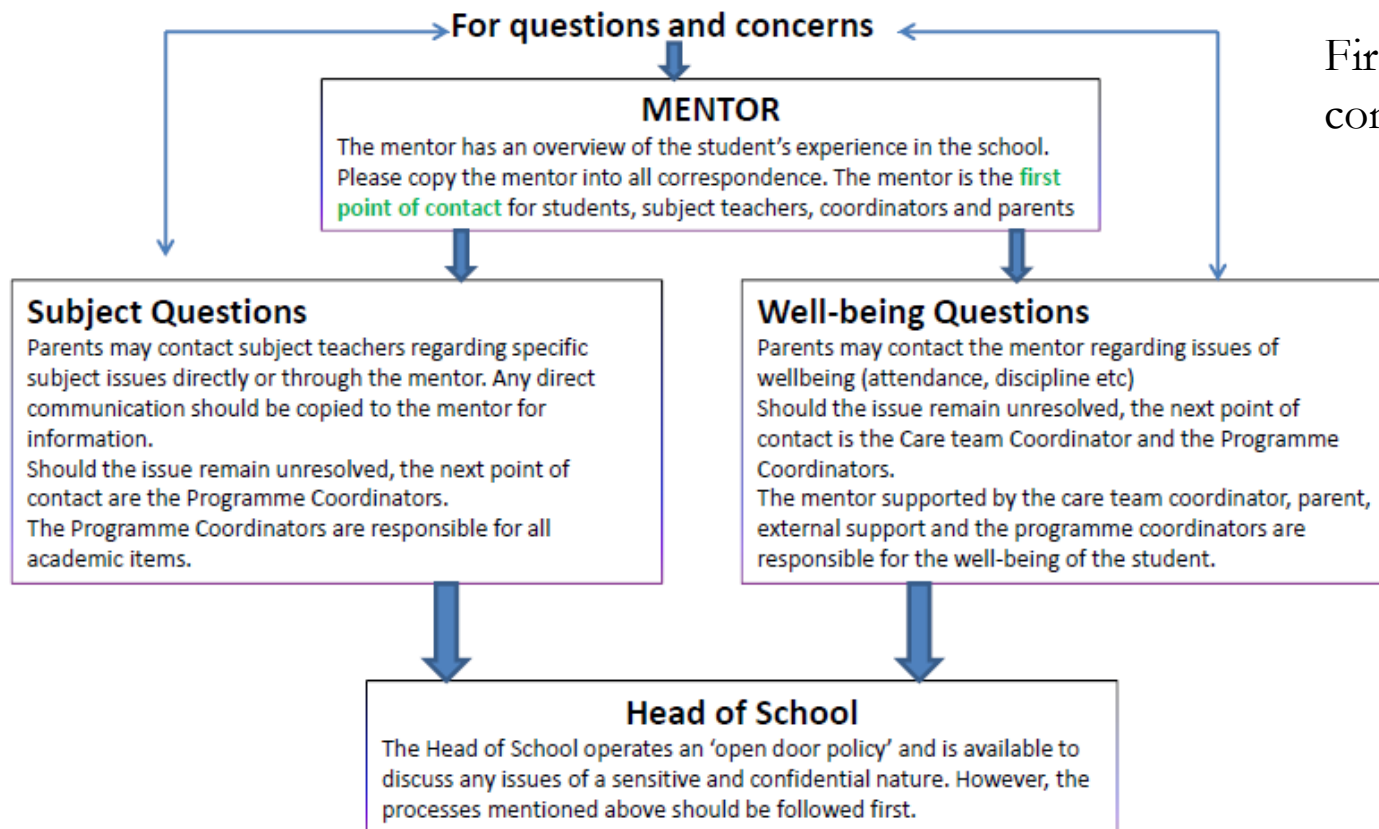
9. Guidance to university application

- Individual talks with the Career counselor
- Use of Unifrog (platform for university counseling)
- Students participate in Open Days organized by various Universities



10. Practical Information

Communications Tree – International School Almere



First point of contact is the mentor.

The school will respond within three working days to queries or requests

Structure of the day for DP

Time	Monday	Tuesday	Wednesday	Thursday	Friday
09:00 -10:00	Lesson 1	Lesson 1	Lesson 1	Lesson 1	Lesson 1
10:00 – 11:00	Lesson 2	Lesson 2	Lesson 2	Lesson 2	Lesson 2
11:00 – 11:20	Tea break	Tea break	Tea break	Tea break	Tea break
11:20 – 12:20	Lesson 3	Lesson 3	Lesson 3	Lesson 3	Lesson 3
12:20 – 13:00	Lunch break	Lunch break	Lunch break	Lunch break	Lunch break
13:00 – 14:00	Lesson 4	Mentor lesson	Lesson 4	Lesson 4	Lesson 4
14:00 – 14:55	Lesson 5	Core hour	Lesson 5	Lesson 5	Lesson 5
14:55 – 16:05	Tea break	Tea break	Tea break	Tea break	Tea break
15:05 – 16:00	Lesson 6	Subject meeting	Lesson 6	Lesson 6	Lesson 6
16:00 – 16:30	Project Time	Staff meeting	Project Time	Project Time	Project Time
16:30 – 17:00	Afterschool club	Staff meeting	Afterschool club	Afterschool club	Afterschool club

Project timeslot provides students with focused time for SA, individual meetings, Assemblies, Extra support for some subjects, etc.

After school clubs are free of charge. They include creative arts, sports, yearbook, choir, boardgames ...

Laptops and School apps

All students need to bring a MacBook to the school.

The following apps will be installed and set up to be used in a daily basis:

1. **Managebac** for course material and report cards. Login for parents is possible.



ManageBac

2. **School Email address** for students.



3. **SOMToday** for checking TimeTables and rooms allocation.

Timetables are created in Zermelo.



4. **Letter and school app** to communicate with parents.

Absences

➤ Short absences:

Contact detail: absent-secondary@isalmere.nl

➤ Long absences:

Need to complete and send an Extraordinary leaving form request at least 6 weeks in advance:

<https://internationalschoolalmere.nl/wp-content/uploads/2024/11/Secondary-2425-Extraordinary-leave-form-.pdf>

Location

➤ New location (from Sept 2023):
Breskensweg 5, 1324 KE Almere



Other practical info

- Is there a school bus?

No, there is no school bus, but public transport in Almere and surrounding areas is well organised.

- Are there dining facilities on campus?

The school has a small canteen which is open during the lunch break and sells snacks. We encourage students to bring their own food from home in a lunch box.

- Do students wear a uniform?

Our students do not wear a uniform.

- My child requires learning support. What does the school offer?

International School Almere offers additional learning needs for children. We suggest that you upload any documentation you have to support your application.

11. Final Note

- www.ibo.org has a lot of information including videos and webinars.

<https://internationalschoolalmere.nl/secondary-school/our-school/>

We look forward to your support this school year in order to give your child the best possible environment to provide them holistic education.



**INTERNATIONAL
SCHOOL
ALMERE**

enkosi